



BUNTING GRAPHICS

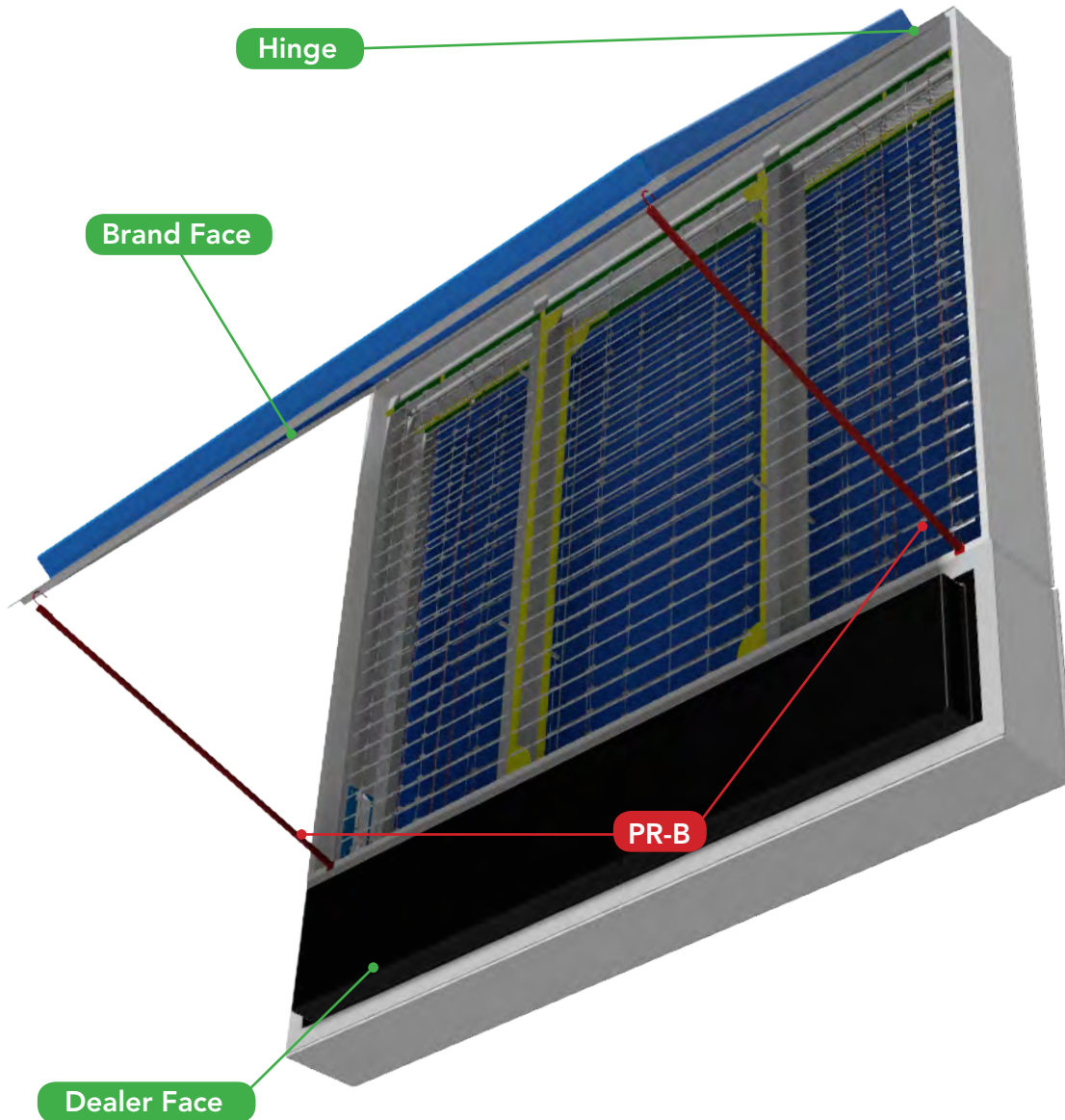
*GM P137 L.E.D
Retrofit System*

Cleaning Guide

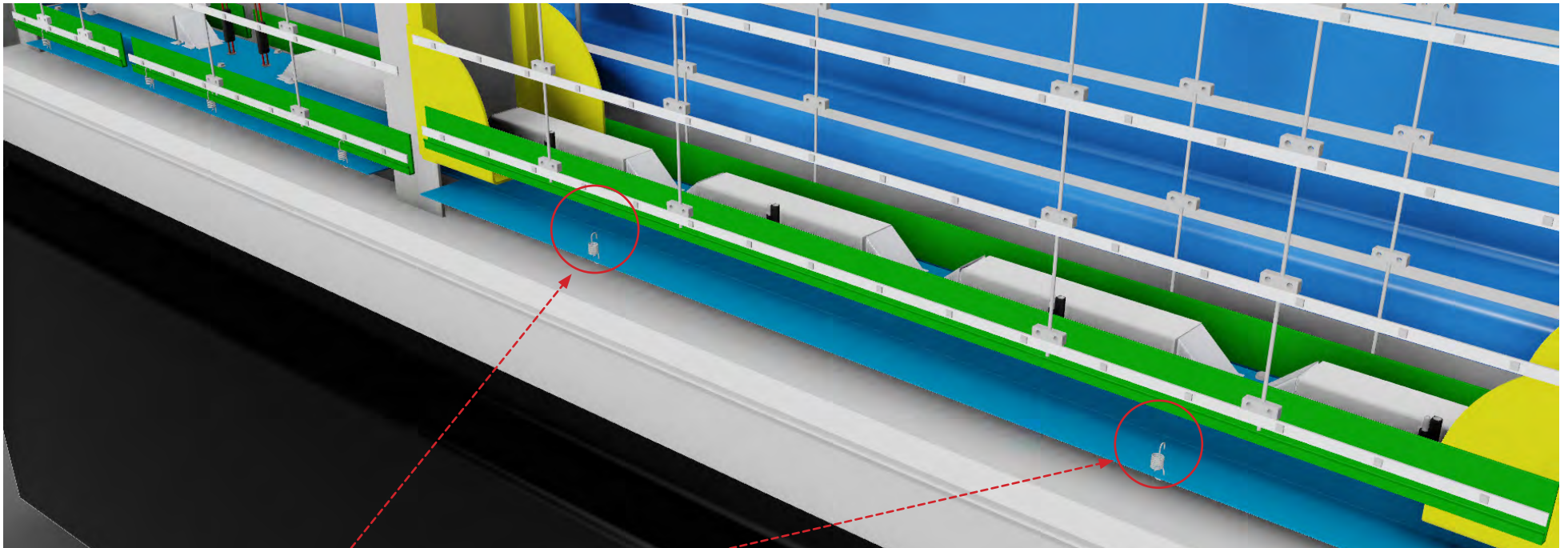
To view this guide on the web, visit
www.buntinggraphics.com/gm137



1



Open the hinged side of the Brand sign face and secure with two Prop Rods. (Part **PR-B**)




Detach Retainer Springs

Detach the retainer springs from the Center Brand I.D. LED array. (Part **LB-48**)




3




Using the Lift Tool, (Part **LT**) raise the Center Brand I.D. LED array. (Part **LB-48**)

Suspend the array on the two hooks near the upper part of the array.







4



Using the Lift Tool, (Part **LT**) raise the remaining Center Brand I.D. LED array near the fixed face side of the sign. (Part **LB-48**)

Suspend the array on the two hooks near the upper part of the array.





Fixed-Face Cleaning

Dusting

Dust with the included mop and microfiber pad.
(Part **MOP**)

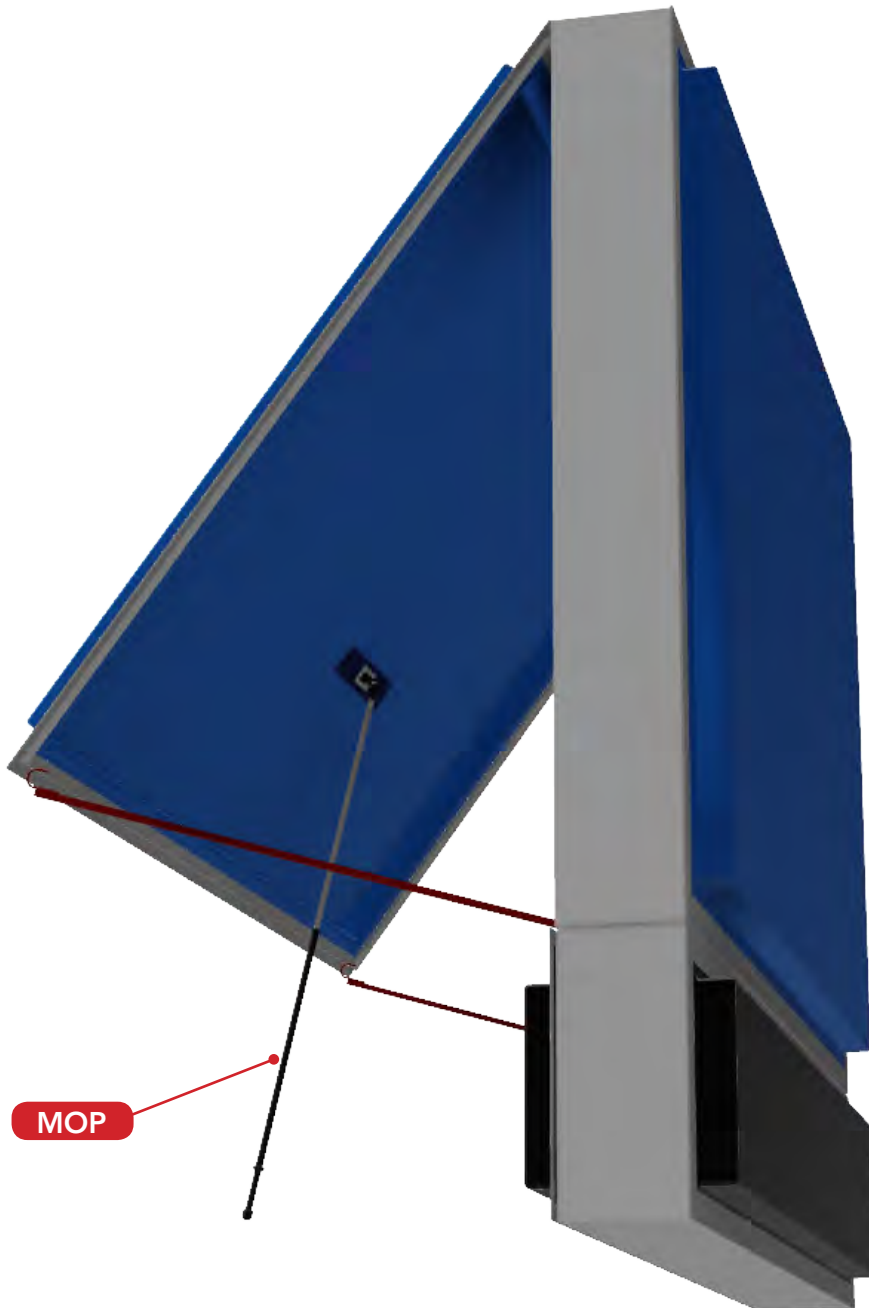
Washing

Using the mop with microfiber pad, wash with dish detergent and plenty of lukewarm water. Rinse with clear water and let air dry.

Grease, oil or tar may be removed with a good grade of hexane, aliphatic naphtha, or kerosene. These solvents may be obtained at a paint or hardware store and should be used in accordance with manufacturers' recommendations. Any oily film left behind by solvents should be removed immediately by washing.

DO NOT USE:

Window cleaning sprays, kitchen scouring compounds, or solvents such as acetone, gasoline, benzene, carbon tetrachloride or lacquer thinner.



Hinged-Face Cleaning

Dusting

Dust with the included mop and microfiber pad.
(Part MOP)

Washing

Using the mop with microfiber pad, wash with dish detergent and plenty of lukewarm water. Rinse with clear water and let air dry.

Grease, oil or tar may be removed with a good grade of hexane, aliphatic naphtha, or kerosene. These solvents may be obtained at a paint or hardware store and should be used in accordance with manufacturers' recommendations. Any oily film left behind by solvents should be removed immediately by washing.

DO NOT USE:

Window cleaning sprays, kitchen scouring compounds, or solvents such as acetone, gasoline, benzene, carbon tetrachloride or lacquer thinner.